


# SUPPORTI TARGHE

PORTA TARGA IN METACRILATO TRASPARENTE CON ASTUCCIO



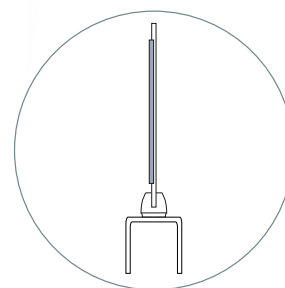
SPESORE 6 MM




## 90737

Art.	LxH/mm	Targa/mm
-1	210 x 215	150 x 100
-2	240 x 245	180 x 130
-3	260 x 265	200 x 150

Targa non inclusa



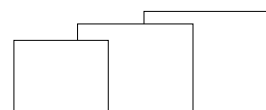
DETTAGLIO  
PROFILO



TARGHE in ALLUMINIO  
Vedi Pag. 195-199



CREST RETTANGOLARE IN CERAMICA SUBLIMATICA CON SUPPORTO



## M3

Art.	L/mm	H/mm
170140	170	140
200170	200	170
240190	240	190

Fondo Bianco Lucido



SPESORE 4 MM



SUPPORTO  
VELLUTO NERO