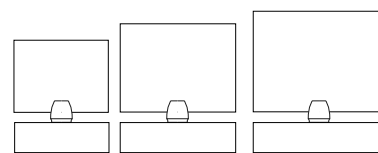


# SUPPORTI TARGHE

PORTA TARGA IN METACRILATO TRASPARENTE CON ASTUCCIO



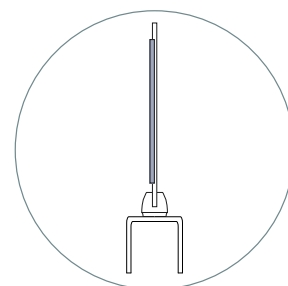
SPESSORE 6 MM




## 90733

Art.	LxH/mm	Targa/mm
-1	210 x 215	150 x 100
-2	240 x 245	180 x 130
-3	260 x 265	200 X 150

Targa non inclusa



DETTAGLIO PROFILO



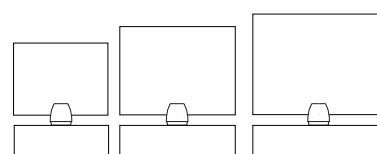
TARGHE in ALLUMINIO  
Vedi Pag. 195-199



PORTA TARGA IN METACRILATO TRASPARENTE CON ASTUCCIO



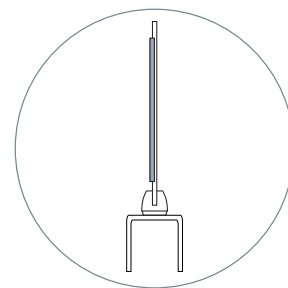
SPESSORE 4 MM



## 90734

Art.	LxH/mm	Targa/mm
-1	210 x 215	150 x 100
-2	240 x 245	180 x 130
-3	260 x 265	200 X 150

Targa non inclusa



DETTAGLIO PROFILO